






9 SERIES



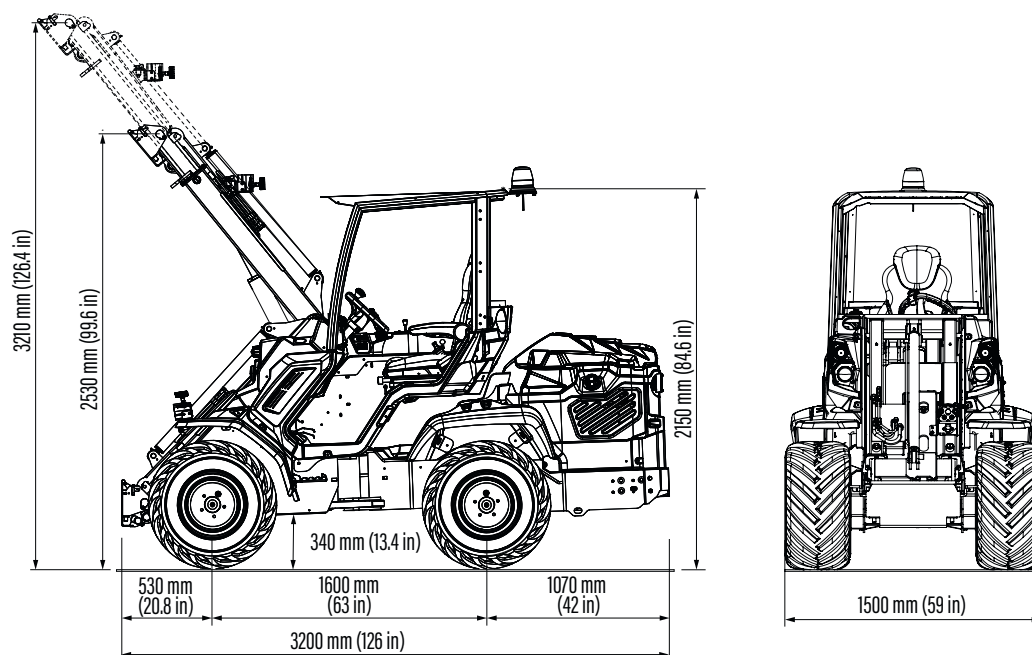
 TIPPING LOAD 2600 kg	 ENGINE POWER 57* hp	 SPEED 27* km/h	 FLOW RATE 80* l/min	 LIFT HEIGHT 3,21 m
--	---	--	---	--

(*) 9.6

KOHLER
ENGINES


Model	9.5	9.6
Engine	Yanmar 4TNV88 4 cyl 2190 cc	Kohler KDI 1903 3 cyl 1861 cc
Emission Standard	Stage IIIA	Stage IIIB and Tier 4 Final
Power (Iso Gross)	50 HP / 140 Nm@1200 rpm	57 HP / 225 Nm@1500 rpm
Fuel	Diesel	Diesel
Transmission	Hydrostatic	
Drive speed (max.) - 2 speed ⁽¹⁾	12-25 km/h (7.5-15.5 mph)	13-27 km/h (8-16.7 mph)
Aux. hydraulics oil flow	85 l/min (22.5 GPM)	80 l/min (21 GPM)
Max. lifting height	3,21 m (126.4 in)	
Tipping load, max ⁽²⁾	2600 kg (5732 lbs)	
Lifting capacity straight ⁽³⁾	2080 kg (4585 lbs)	
Lifting capacity fully articulated ⁽⁴⁾	1600 kg (3527 lbs)	
Breakout force / 50 cm	2200 kg (4850 lbs)	
Pushing force (c)	1950 kgf (1950 kp)	
Average ground pressure (w/standard tires)	875 kg/m ² (179 lbs/sqft)	892 kg/m ² (183 lbs/sqft)
Turning radius: inside/outside	1030/2550 mm (40.5/100.4 in)	
Standard tires (Tractor profile)	31X15.50-15 (400/50-15)	
Weight	2100 kg (4630 lbs)	2140 kg (4720 lbs)
Product Code	C965000	C965005

⁽¹⁾ Maximum speed that can be achieved with the largest diameter tires available, on a flat surface and machine without attachments. ⁽²⁾ Maximum load that can be lifted just off the ground when the machine is straight, with rear weights and boom not extended. Weight of attachment included. ⁽³⁾ Machine straight, with rear weights and boom not extended. Weight of attachment is included. (80% of tipping load). ⁽⁴⁾ Machine fully articulated, with rear weights and boom not extended. Weight of attachment is included.



Tires size	Height	Width
31X15.50-15	2150 mm (84.6 in)	1500 mm (59 in)
27X10.50-15	2100 mm (83 in)	1370 mm (54 in)
27X8.50-15	2100 mm (83 in)	1320 mm (52 in)
26X12.00-12 ET0	2090 mm (82.5 in)	1410 mm (55.5 in)
26X12.00-12 ET-50	2090 mm (82.5 in)	1510 mm (59.4 in)

FEATURES

- Kohler KDI1903TCR, 3cyl, Turbo common rail, 1861 cc (9.6) or Yanmar 4TNV88 4 cyl, 2190 cc (9.5), diesel engine, water cooled with electric start
- Stage IIIB and Tier 4 Final compliant engine (9.6 only)
- ETC - Electronic Throttle Control (9.6 only)
- Multi-functions joystick with ACI (9.5 only)
- Unbreakable Body Panels (9.5 only)
- Hi-Flow system
- DBS (Dynamic Block System)
- Hydraulic oil cooler
- Hydraulically pilot operated variable displacement drive pump
- Torque divider
- Hydraulic multiconnector
- Multi-functions joystick (9.6)
- Self-locking multi-disk parking brake
- 4WD hydrostatic Direct Drive motors, proportional servo control
- 2 Speed
- Self-levelling double-H telescopic boom
- Radial Piston high efficiency and heavy duty wheel motors
- ROPS-FOPS Level I
- LCD graphic display with programmed service
- 2 front working light
- Ergonomic full adjustable suspension seat with armrests and seat belt. Heated seat (9.5 only).

9 SERIES - OPTIONS

Options	Code
110 V engine block heater	C885255
220 V engine block heater	C885250
2" Hitch receiver	C883062
3 additional working halogen light	C883064
3 additional working LED light	C883018
A/C system with heating for fully enclosed cab - 9.5 only (C883001 required - not aftermarket)	C883900
A/C system with heating for fully enclosed cab - 9.6 only (C883001 required - not aftermarket)	C883902
Additional front hydraulic outlets	C883026
Attachment coupling plate for rear mounting	C880031
Automatic locking plate	C883008
Backup warning beeper	C883021
Beacon light	C883039
Biodegradable oil	C883032
Driver area cover	C880049
Flat face coupling kit	C880221
Floating boom valve	C883011
Fully enclosed cab with sound insulation linen and mirrors	C883001
GPS tracker	C883075
Heating system for 9.5	C883002
Heating system for 9.6	C883067
Left protection bar for operator	C883020
Plexiglass back window (smart cabin)	C883035
Plexiglass right side (smart cabin)	C883034
Plexiglass windscreen (smart cabin)	C883000
Rear 12V electric socket	C883023
Rear bull bar with side extensions	C883037
Rear hydraulic outlets - double	C883016
Rear hydraulic outlets - single	C883015
Rear weights (440 kg / 970 lbs)	C885025

9 SERIES - OPTIONS

Options	Code
Rear side weights 80 kg (40 kg + 40 kg) / 176 lbs (88 lbs + 88 lbs)	C883069
Rear side weights 160 kg (2x40 kg + 2x40 kg) / 352 lbs (2x88lbs+2x88lbs)	C883077
Rear weights 180 kg (90 kg + 90 kg) / 396 lbs (198lbs + 198 lbs)	C880054
Rubber tracks for 9 series (The kit weights 750 kg / 1655 lbs and increases the height of the machine by 6 cm / 2,4 in)	C883914
Skid tires 27x10.50-15, set of 4	C884012
Skid tires 27x8.50-15, set of 4	C884011
Snow chains for wheel	see page 63
Tie down bracket on wheel hub, set of 4	C883065
Tractor tires 26x12.00-12 ET-50, set of 4	C884009
Trailer coupling	C885017
Turf tires 26x12.00-12 ET-50, set of 4	C884010
Turf tires 400/50-15, set of 4	C884013
Warning & Safety lights for road travel (with mirrors)	C883010
Wheel spacer 10 mm (0.4 in), set of 4 (max. 1 pcs for wheel)	C880090
Wheel spacer 55 mm (2.2 in), set of 4	C885010