





SD SERIES: 9.5 SD



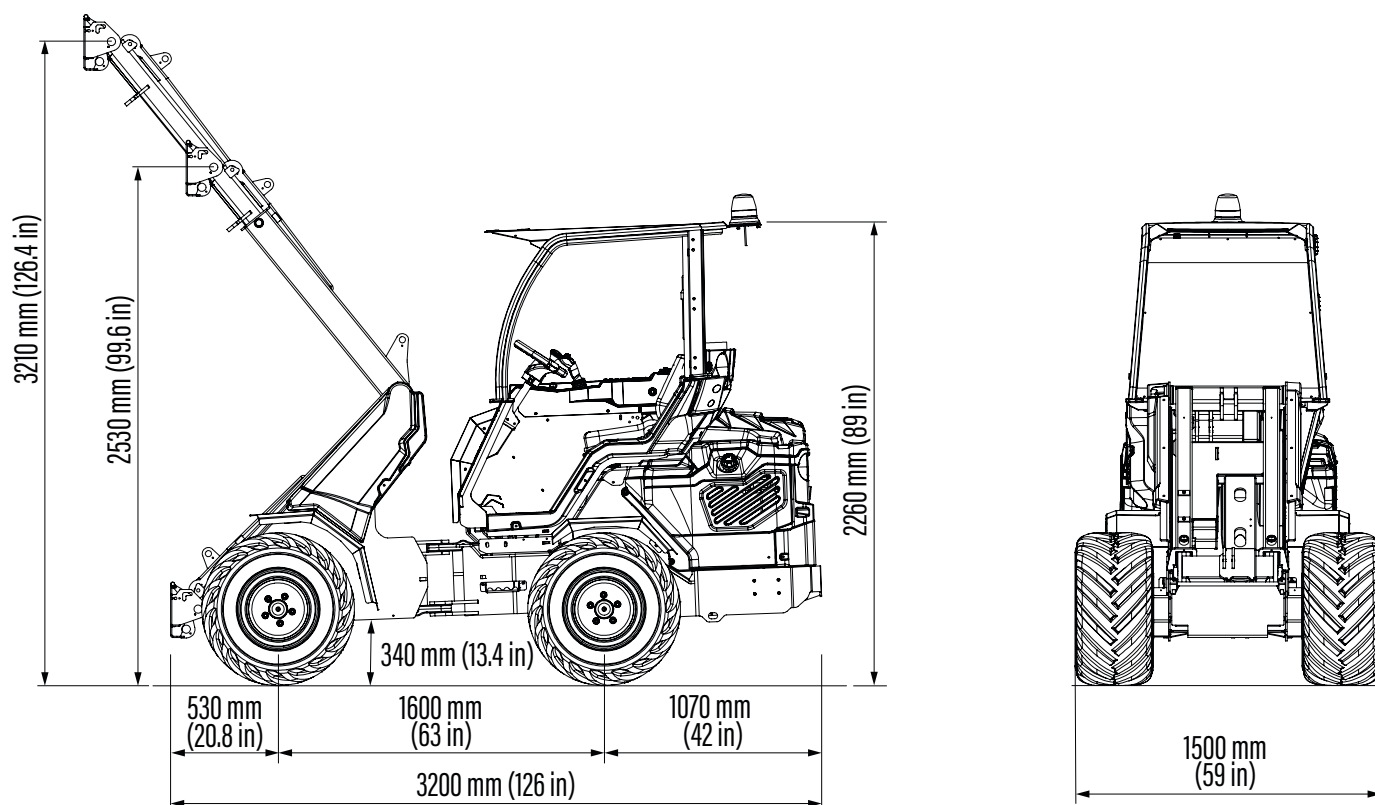
				
TIPPING LOAD	ENGINE POWER	SPEED	FLOW RATE	LIFT HEIGHT
2650 kg	50 hp	18 km/h	51 l/min	3,21 m

Model	9.5 SD
Engine	Yanmar 4TNV88 - 4 cylinder - 2190 cc
Emission Standard	Stage IIIA
Power (Iso Gross)	50 HP / 140 Nm @ 1200 rpm
Fuel	Diesel
Transmission	Hydrostatic
Drive speed (max.) ⁽¹⁾	18 km/h (11.2 mph)
Aux. hydraulics oil flow	51 l/min (13.5 GPM)
Max. lifting height	3,21 m (126.4 in)
Tipping load, max ⁽²⁾	2650 kg (5842 lbs)
Lifting capacity straight ⁽³⁾	2120 kg (4674 lbs)
Lifting capacity fully articulated ⁽⁴⁾	1650 kg (3638 lbs)
Breakout force / 50 cm	2200 kg (4850 lbs)
Pushing force (c)	1550 kgf (1550 kp)
Average ground pressure (w/standard tires)	854 kg/m ² (175 lbs/sqft)
Turning radius: inside/outside	1030 / 2550 mm (40.5 / 100.4 in)
Standard tires (Tractor profile)	31X15.50-15 (400/50-15)
Weight	2050 kg (4520 lbs)
Product Code	C967300

⁽¹⁾ Maximum speed that can be achieved with the largest diameter tires available, on a flat surface and machine without attachments.

⁽²⁾ Maximum load that can be lifted just off the ground when the machine is straight, with rear weights and boom not extended. Weight of attachment included. ⁽³⁾ Machine straight, with rear weights and boom not extended. Weight of attachment is included. (80% of tipping load).

⁽⁴⁾ Machine fully articulated, with rear weights and boom not extended. Weight of attachment is included.



Tires size	Height	Width
31X15.50-15	2260 mm (89 in)	1500 mm (59 in)
27X10.50-15	2210 mm (87 in)	1370 mm (54 in)
27X8.50-15	2210 mm (87 in)	1320 mm (52 in)
26X12.00-12 ET0	2190 mm (86.5 in)	1410 mm (55.5 in)
26X12.00-12 ET-50	2190 mm (86.5 in)	1510 mm (59.4 in)

FEATURES

- Yanmar 4TNV88, 4cyl, diesel engine, 2190 cc, water cooled with electric start
- DBS (Dynamic Block System)
- Multi-functions joystick
- Self-locking multi-disk parking brake
- Hydraulic oil cooler
- ROPS-FOPS Level I
- Self-levelling double-H telescopic boom
- Hydraulically pilot operated variable displacement drive pump
- Hydraulic multiconnector
- Radial Piston high efficiency and heavy duty Wheel Motor
- 2 front working light
- 4WD hydrostatic Direct Drive motors, proportional servo control
- LCD graphic display with programmed service
- Ergonomic full adjustable spring seat with armrests and seat belt

9.5 SD - OPTIONS

Options	Code
110 V engine block heater	C885255
220 V engine block heater	C885250
3 additional working halogen light	C883064
3 additional working LED light	C883018
2" Hitch receiver	C883062
A/C system with heating for fully enclosed cab (C883044 required - not aftermarket)	C883907
Attachment coupling plate for rear mounting	C880031
Automatic locking plate	C883051
Backup warning beeper	C883021
Beacon light	C883039
Biodegradable oil	C883032
Driver area cover	C880049
Flat face coupling kit	C880221
Floating boom valve	C883060
Fully enclosed cab with sound insulation linen and mirrors	C883044
GPS tracker	C883075
Heated seat	C885216
Heating system	C883033
Left protection bar for operator	C883052
Plexiglass back window (smart cabin)	C883057
Plexiglass right side (smart cabin)	C883056
Plexiglass windscreen (smart cabin)	C883046
Rear 12V electric socket	C883050
Rear bull bar with side extensions	C883037
Rear hydraulic outlets - double	C883908
Rear hydraulic outlets - single	C883049
Rear side weights 80 kg (40 kg + 40 kg) / 176 lbs (88 lbs + 88 lbs)	C883069
Rear side weights 160 kg (2x40 kg + 2x40 kg) / 352 lbs (2x88lbs+2x88lbs)	C883077
Rear weights (440 kg / 970 lbs)	C885025

9.5 SD - OPTIONS

Options	Code
Rear weights 180 kg (90 kg + 90 kg) / 396 lbs (198lbs + 198 lbs)	C880054
Skid tires 27x10.50-15, set of 4	C884012
Skid tires 27x8.50-15, set of 4	C884011
Snow chains for wheel	see page 63
Tie down bracket on wheel hub, set of 4	C883065
Torque divider	C883910
Tractor tires 26x12.00-12 ET-50, set of 4	C884009
Trailer coupling	C885017
Turf tires 26x12.00-12 ET-50, set of 4	C884010
Turf tires 400/50-15, set of 4	C884013
Warning & Safety lights for road travel (with mirrors)	C883045
Wheel spacer 10 mm (0.4 in), set of 4 (max. 1 pcs for wheel)	C880090
Wheel spacer 55 mm (2.2 in), set of 4	C885010